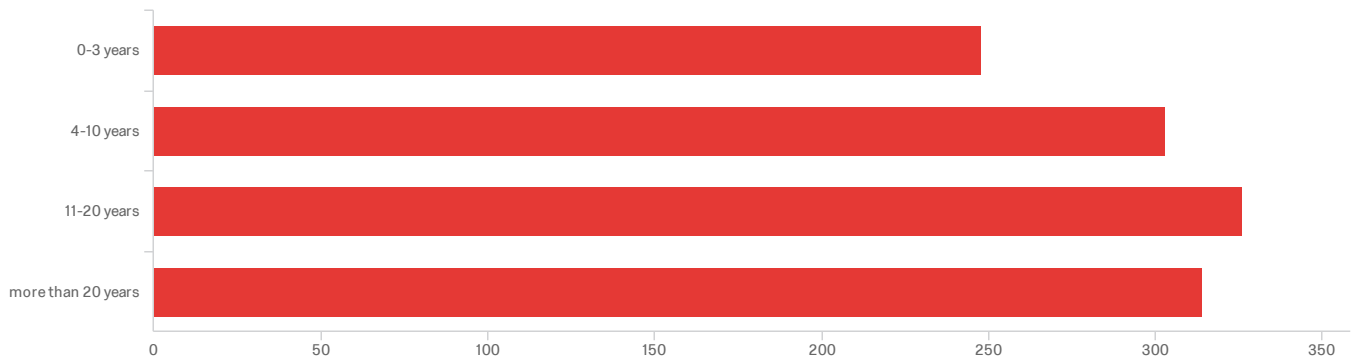


Default Report

VCSC Strategic Planning Survey

January 20, 2019 4:48 PM EST

Q1 - How long have you worked in the Vigo County School Corporation?



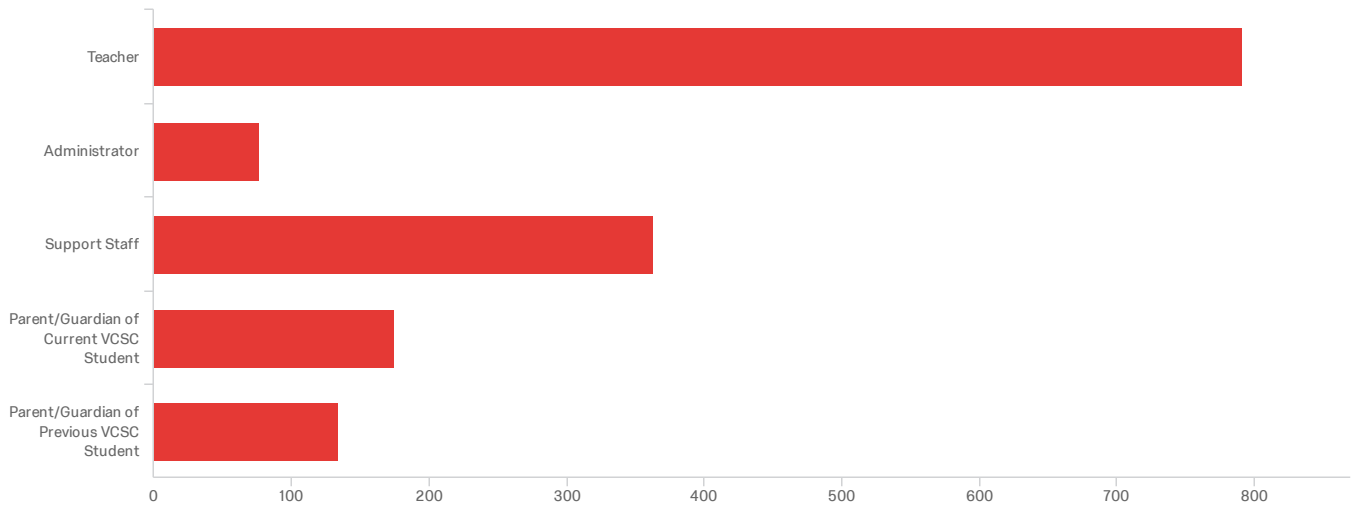
#	Field	Minimum	Maximum	Mean	Std Deviation	Variance	Count
1	How long have you worked in the Vigo County School Corporation?	1.00	4.00	2.59	1.09	1.19	1,191

#	Field	Choice Count
1	0-3 years	20.82% 248
2	4-10 years	25.44% 303
3	11-20 years	27.37% 326
4	more than 20 years	26.36% 314

1191

Showing Rows: 1 - 5 Of 5

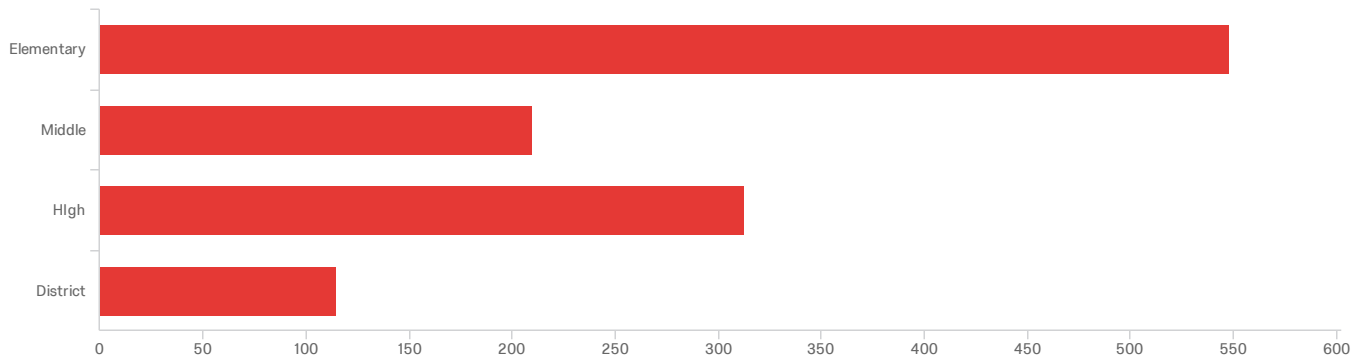
Q2 - How would you describe your role(s) within the VCSC? Please check all that apply.



#	Field	Choice Count
1	Teacher	51.36% 791
2	Administrator	5.00% 77
3	Support Staff	23.57% 363
4	Parent/Guardian of Current VCSC Student	11.36% 175
5	Parent/Guardian of Previous VCSC Student	8.70% 134
		1540

Showing Rows: 1 - 6 Of 6

Q3 - At what level do you work?



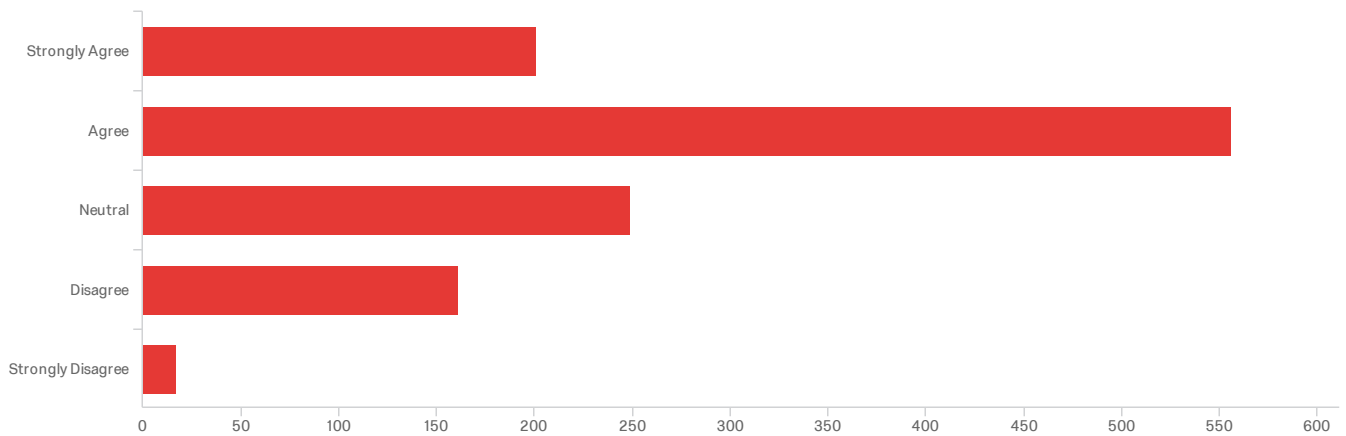
#	Field	Minimum	Maximum	Mean	Std Deviation	Variance	Count
1	At what level do you work?	1.00	4.00	2.00	1.06	1.11	1,186

#	Field	Choice Count
1	Elementary	46.21% 548
2	Middle	17.71% 210
3	High	26.39% 313
4	District	9.70% 115

1186

Showing Rows: 1 - 5 Of 5

Q5 - I have sufficient resources to support my position within the VCSC.

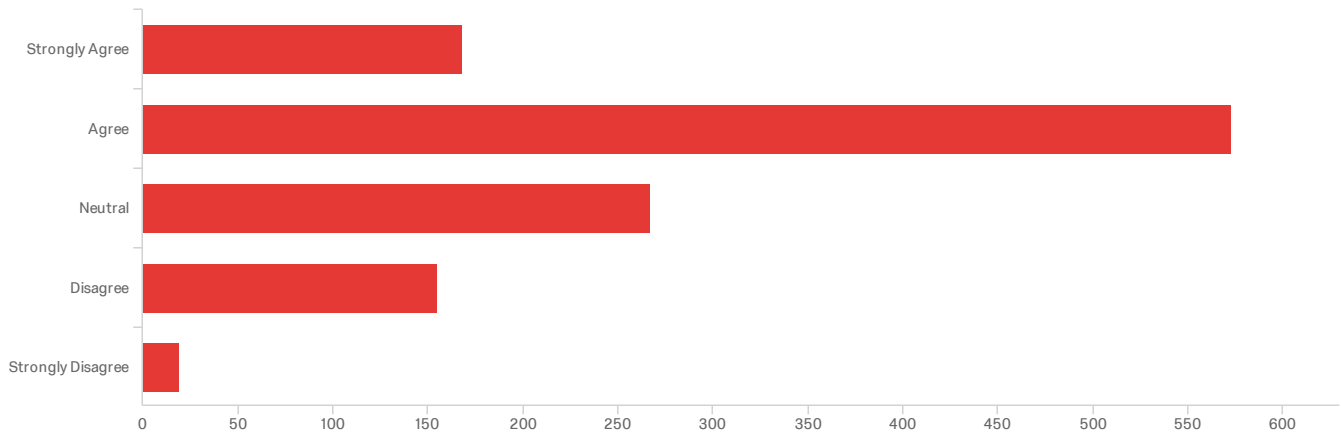


#	Field	Minimum	Maximum	Mean	Std Deviation	Variance	Count
1	I have sufficient resources to support my position within the VCSC.	1.00	5.00	2.36	0.96	0.93	1,184

#	Field	Choice Count
1	Strongly Agree	16.98% 201
2	Agree	46.96% 556
3	Neutral	21.03% 249
4	Disagree	13.60% 161
5	Strongly Disagree	1.44% 17
		1184

Showing Rows: 1 - 6 Of 6

Q6 - Our policies and practices are clear, valuable, and implemented fairly.

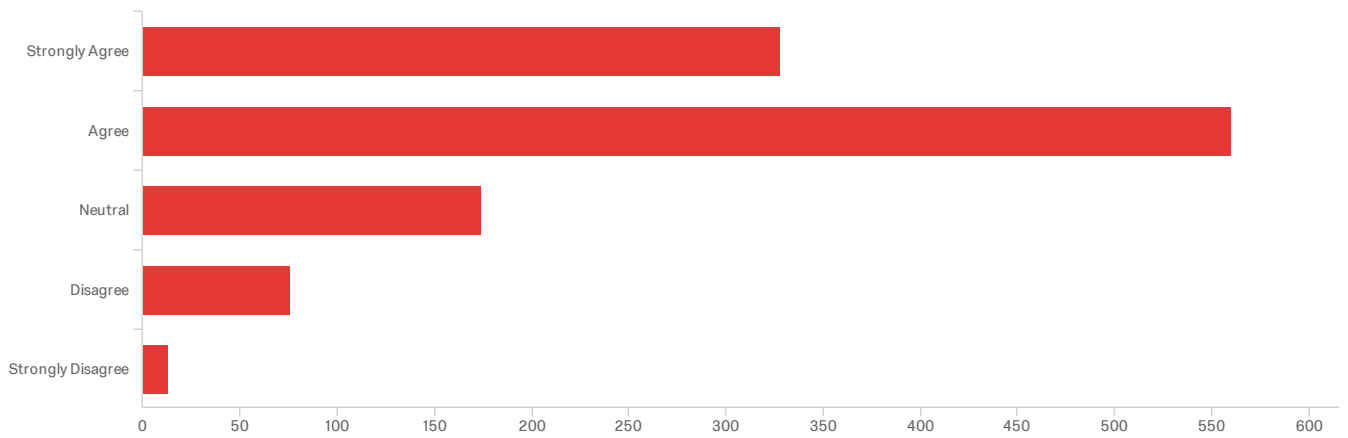


#	Field	Minimum	Maximum	Mean	Std Deviation	Variance	Count
1	Our policies and practices are clear, valuable, and implemented fairly.	1.00	5.00	2.39	0.94	0.88	1,182

#	Field	Choice Count
1	Strongly Agree	14.21% 168
2	Agree	48.48% 573
3	Neutral	22.59% 267
4	Disagree	13.11% 155
5	Strongly Disagree	1.61% 19
		1182

Showing Rows: 1 - 6 Of 6

Q7 - Leadership is professional, supportive, and responsive to my needs.

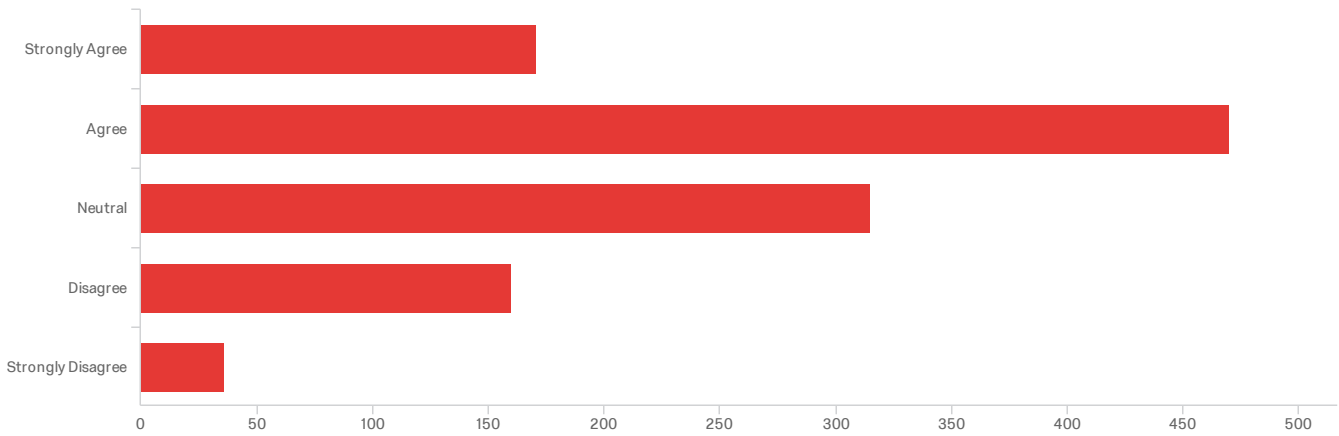


#	Field	Minimum	Maximum	Mean	Std Deviation	Variance	Count
1	Leadership is professional, supportive, and responsive to my needs.	1.00	5.00	2.03	0.89	0.80	1,151

#	Field	Choice Count
1	Strongly Agree	28.50% 328
2	Agree	48.65% 560
3	Neutral	15.12% 174
4	Disagree	6.60% 76
5	Strongly Disagree	1.13% 13
		1151

Showing Rows: 1 - 6 Of 6

Q8 - Professional development offerings are useful to my professional needs.

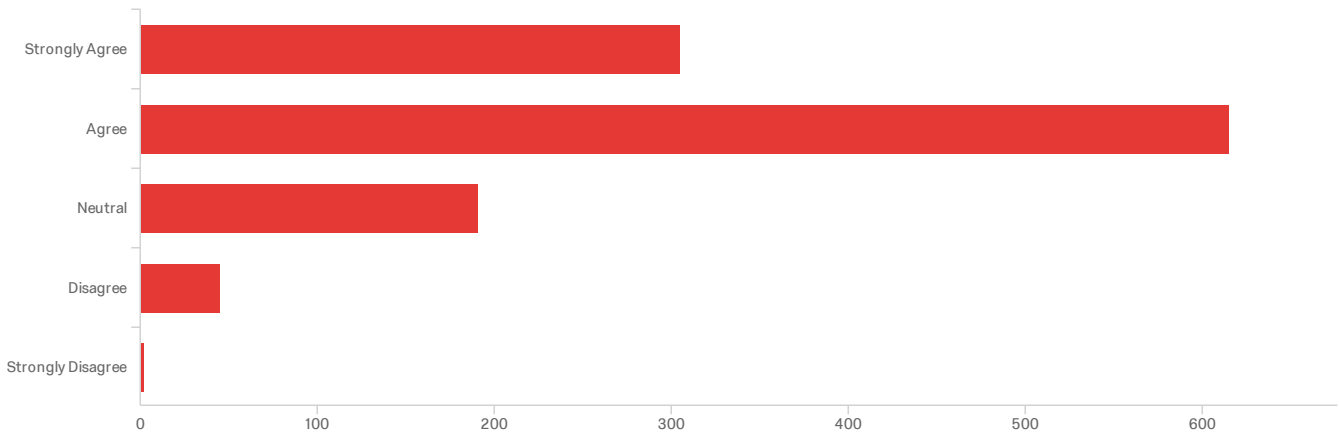


#	Field	Minimum	Maximum	Mean	Std Deviation	Variance	Count
1	Professional development offerings are useful to my professional needs.	1.00	5.00	2.50	1.01	1.01	1,152

#	Field	Choice Count
1	Strongly Agree	14.84% 171
2	Agree	40.80% 470
3	Neutral	27.34% 315
4	Disagree	13.89% 160
5	Strongly Disagree	3.13% 36
		1152

Showing Rows: 1 - 6 Of 6

Q9 - Staff members effectively communicate with families.

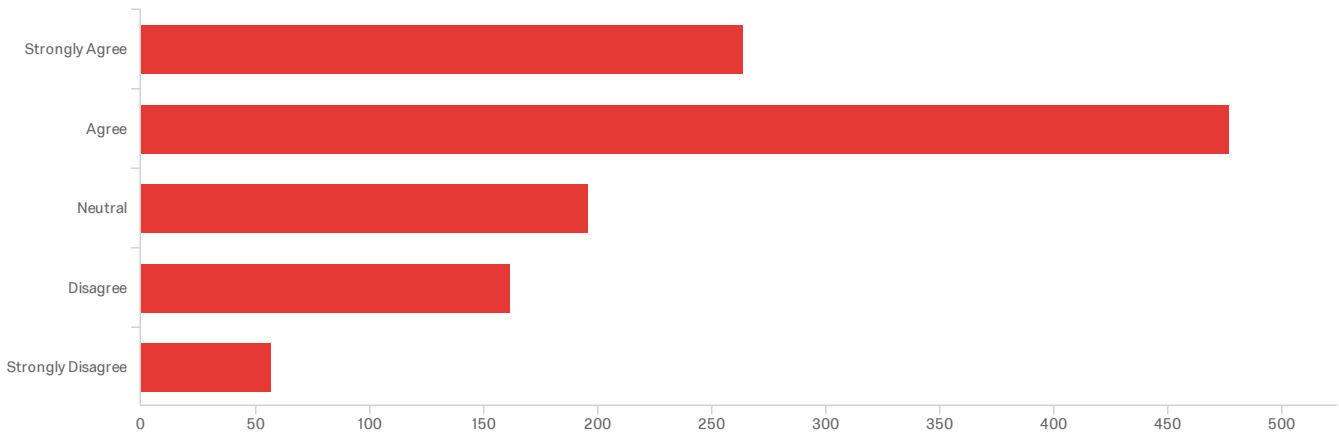


#	Field	Minimum	Maximum	Mean	Std Deviation	Variance	Count
1	Staff members effectively communicate with families.	1.00	5.00	1.98	0.77	0.60	1,158

#	Field	Choice Count
1	Strongly Agree	26.34% 305
2	Agree	53.11% 615
3	Neutral	16.49% 191
4	Disagree	3.89% 45
5	Strongly Disagree	0.17% 2
		1158

Showing Rows: 1 - 6 Of 6

Q4 - My work environment is clean and comfortable.

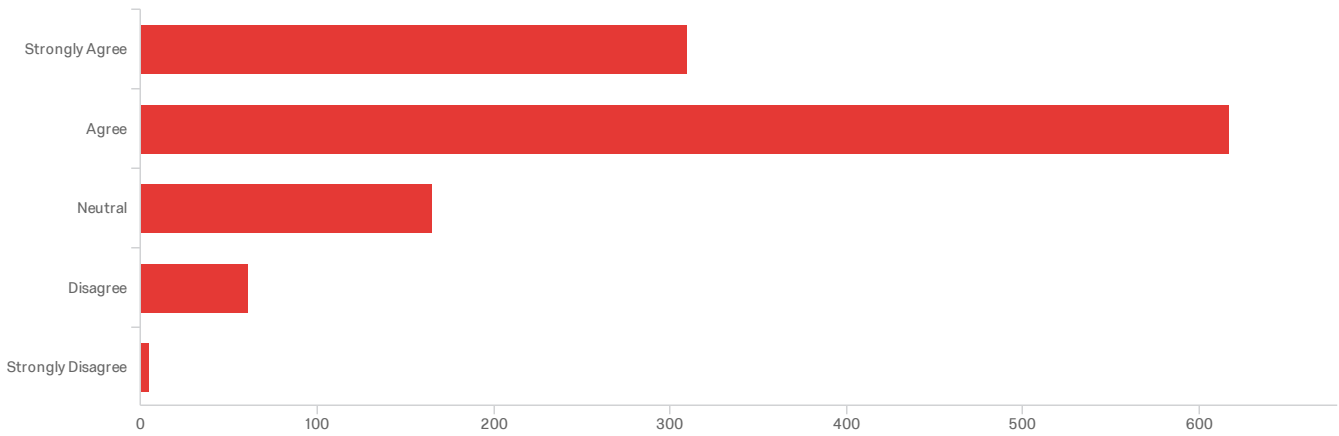


#	Field	Minimum	Maximum	Mean	Std Deviation	Variance	Count
1	My work environment is clean and comfortable.	1.00	5.00	2.37	1.13	1.27	1,156

#	Field	Choice Count
1	Strongly Agree	22.84% 264
2	Agree	41.26% 477
3	Neutral	16.96% 196
4	Disagree	14.01% 162
5	Strongly Disagree	4.93% 57
		1156

Showing Rows: 1 - 6 Of 6

Q10 - The community is kept informed about activities and events.

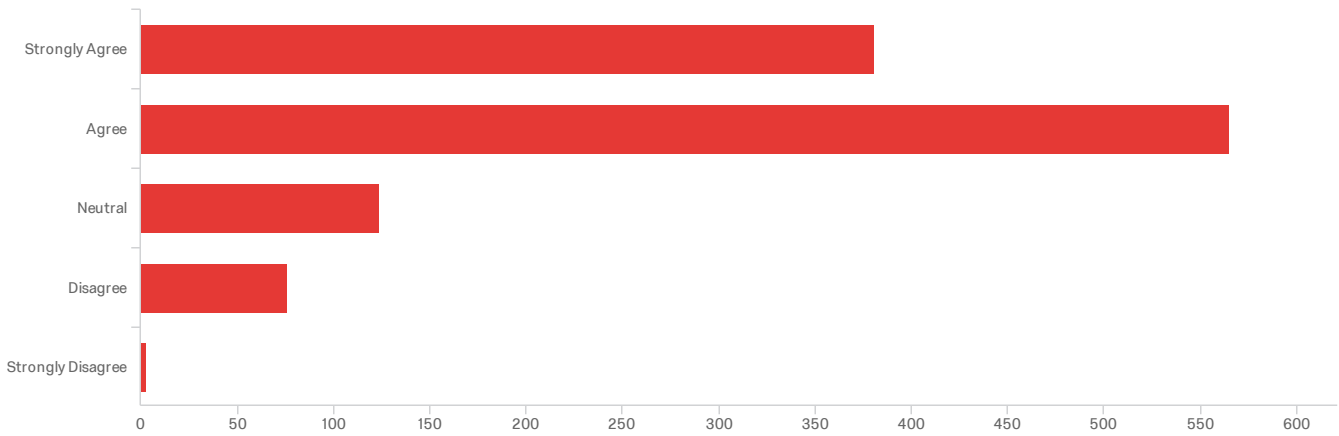


#	Field	Minimum	Maximum	Mean	Std Deviation	Variance	Count
1	The community is kept informed about activities and events.	1.00	5.00	1.99	0.81	0.66	1,158

#	Field	Choice Count
1	Strongly Agree	26.77% 310
2	Agree	53.28% 617
3	Neutral	14.25% 165
4	Disagree	5.27% 61
5	Strongly Disagree	0.43% 5
		1158

Showing Rows: 1 - 6 Of 6

Q11 - Quality work is expected of all students.

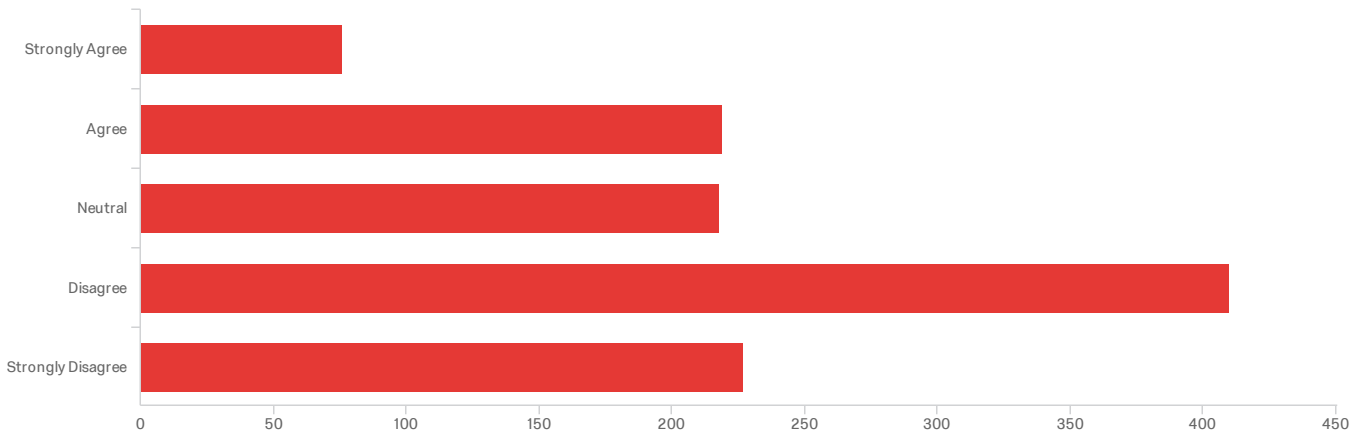


#	Field	Minimum	Maximum	Mean	Std Deviation	Variance	Count
1	Quality work is expected of all students.	1.00	5.00	1.92	0.85	0.72	1,149

#	Field	Choice Count
1	Strongly Agree	33.16% 381
2	Agree	49.17% 565
3	Neutral	10.79% 124
4	Disagree	6.61% 76
5	Strongly Disagree	0.26% 3
		1149

Showing Rows: 1 - 6 Of 6

Q12 - Students at our schools have the technology tools needed.

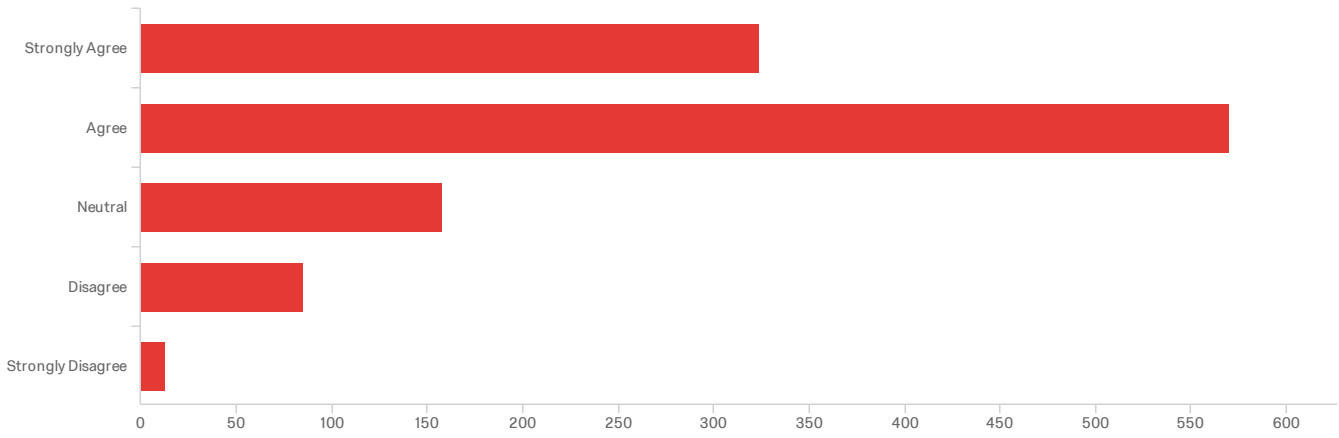


#	Field	Minimum	Maximum	Mean	Std Deviation	Variance	Count
1	Students at our schools have the technology tools needed.	1.00	5.00	3.43	1.19	1.42	1,150

#	Field	Choice Count
1	Strongly Agree	6.61% 76
2	Agree	19.04% 219
3	Neutral	18.96% 218
4	Disagree	35.65% 410
5	Strongly Disagree	19.74% 227
		1150

Showing Rows: 1 - 6 Of 6

Q13 - Students have the opportunities outside the school day for multiple activities, clubs, programs, and sports.

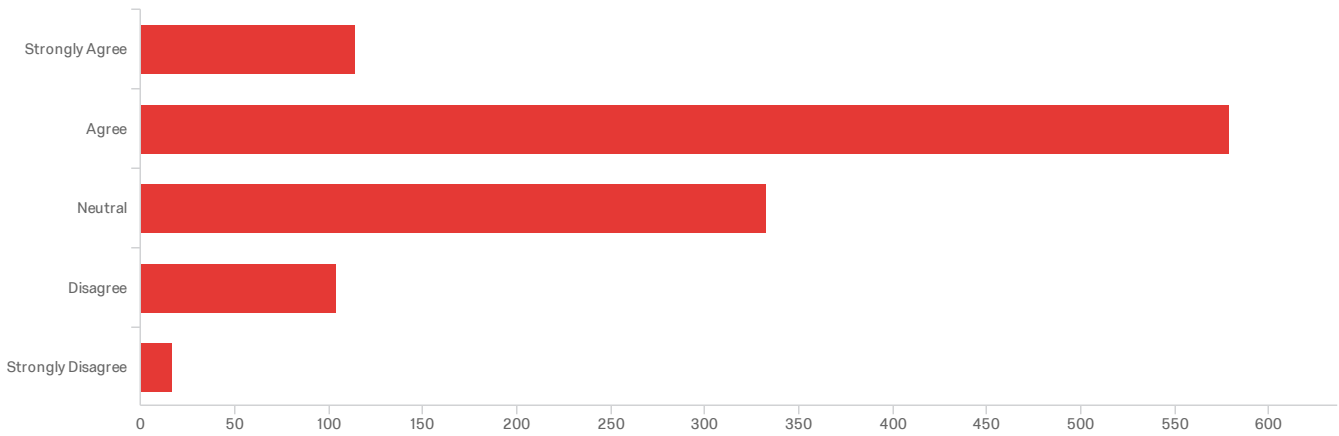


#	Field	Minimum	Maximum	Mean	Std Deviation	Variance	Count
1	Students have the opportunities outside the school day for multiple activities, clubs, programs, and sports.	1.00	5.00	2.04	0.90	0.82	1,150

#	Field	Choice Count
1	Strongly Agree	28.17% 324
2	Agree	49.57% 570
3	Neutral	13.74% 158
4	Disagree	7.39% 85
5	Strongly Disagree	1.13% 13
		1150

Showing Rows: 1 - 6 Of 6

Q14 - Our students are prepared for college, careers, and life.

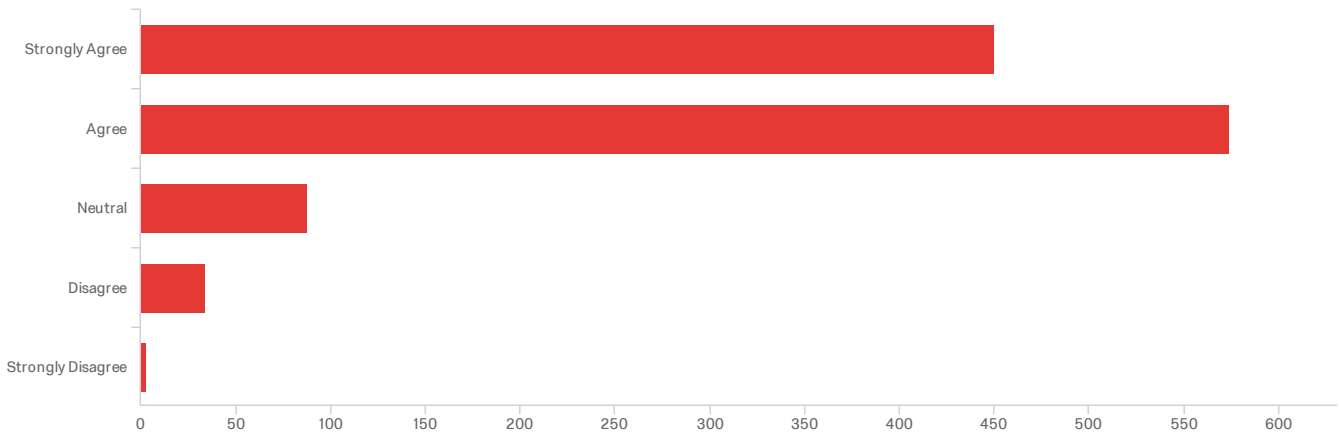


#	Field	Minimum	Maximum	Mean	Std Deviation	Variance	Count
1	Our students are prepared for college, careers, and life.	1.00	5.00	2.42	0.84	0.71	1,147

#	Field	Choice Count
1	Strongly Agree	9.94% 114
2	Agree	50.48% 579
3	Neutral	29.03% 333
4	Disagree	9.07% 104
5	Strongly Disagree	1.48% 17
		1147

Showing Rows: 1 - 6 Of 6

Q15 - The school is a safe place for staff and students.

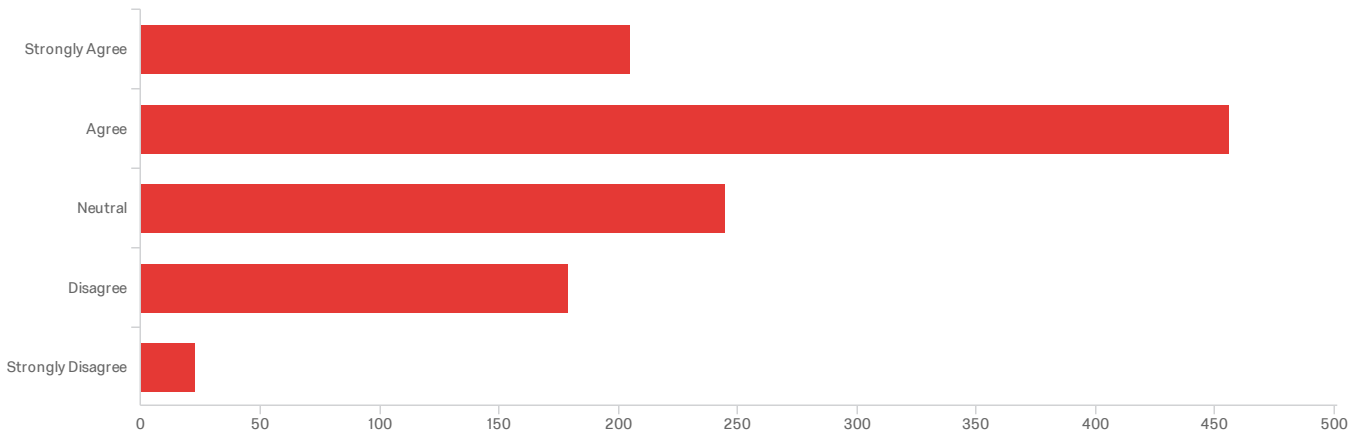


#	Field	Minimum	Maximum	Mean	Std Deviation	Variance	Count
1	The school is a safe place for staff and students.	1.00	5.00	1.75	0.74	0.55	1,149

#	Field	Choice Count
1	Strongly Agree	39.16% 450
2	Agree	49.96% 574
3	Neutral	7.66% 88
4	Disagree	2.96% 34
5	Strongly Disagree	0.26% 3
		1149

Showing Rows: 1 - 6 Of 6

Q16 - Students are supported with adequate counseling and wellness programs.

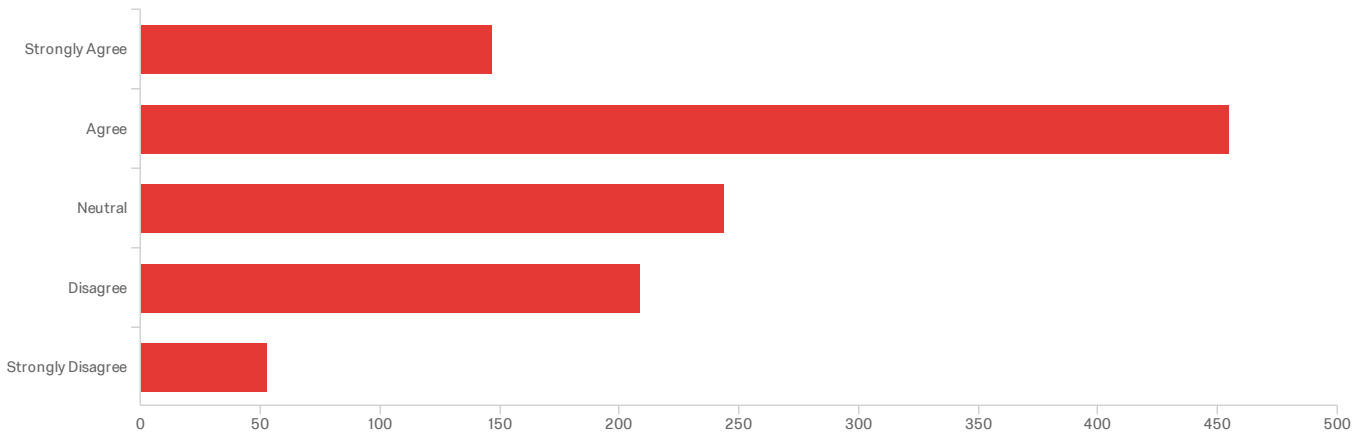


#	Field	Minimum	Maximum	Mean	Std Deviation	Variance	Count
1	Students are supported with adequate counseling and wellness programs.	1.00	5.00	2.42	1.03	1.06	1,108

#	Field	Choice Count
1	Strongly Agree	18.50% 205
2	Agree	41.16% 456
3	Neutral	22.11% 245
4	Disagree	16.16% 179
5	Strongly Disagree	2.08% 23
		1108

Showing Rows: 1 - 6 Of 6

Q17 - Our school buildings are adequate for educational purposes.



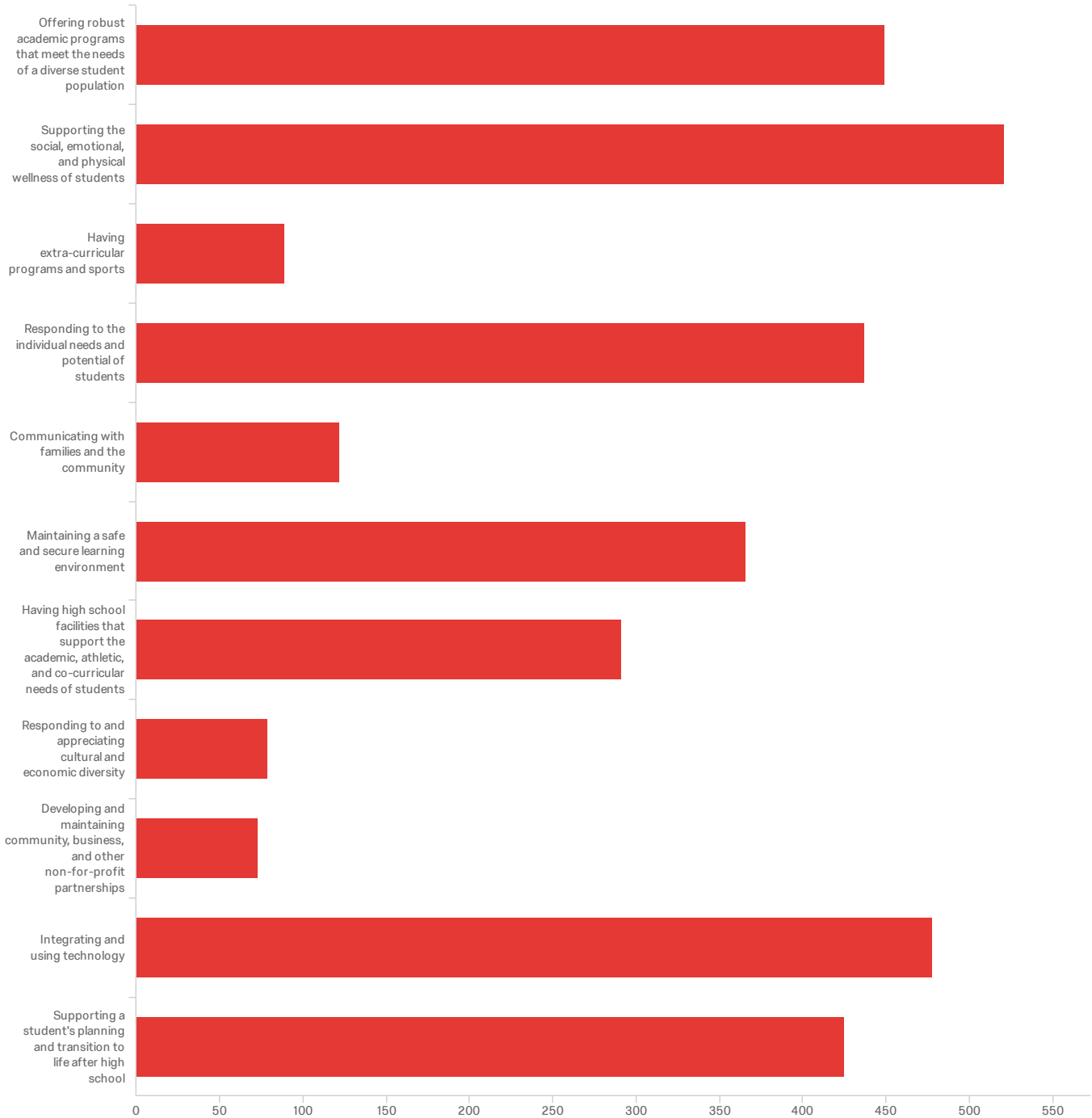
#	Field	Minimum	Maximum	Mean	Std Deviation	Variance	Count
1	Our school buildings are adequate for educational purposes.	1.00	5.00	2.61	1.08	1.17	1,108

#	Field	Choice Count
1	Strongly Agree	13.27% 147
2	Agree	41.06% 455
3	Neutral	22.02% 244
4	Disagree	18.86% 209
5	Strongly Disagree	4.78% 53
		1108

Showing Rows: 1 - 6 Of 6

Q18 - What areas are most important to support the development of the skills and

knowledge needed for success beyond high school? (Please select your top 3 choices).



#	Field	Choice Count
1	Offering robust academic programs that meet the needs of a diverse student population	13.48% 449
2	Supporting the social, emotional, and physical wellness of students	15.65% 521

#	Field	Choice Count
3	Having extra-curricular programs and sports	2.67% 89
4	Responding to the individual needs and potential of students	13.12% 437
5	Communicating with families and the community	3.66% 122
6	Maintaining a safe and secure learning environment	10.99% 366
7	Having high school facilities that support the academic, athletic, and co-curricular needs of students	8.74% 291
8	Responding to and appreciating cultural and economic diversity	2.37% 79
9	Developing and maintaining community, business, and other non-for-profit partnerships	2.19% 73
10	Integrating and using technology	14.35% 478
11	Supporting a student's planning and transition to life after high school	12.76% 425
		3330

Showing Rows: 1 - 12 Of 12